





District Health Assessment for Multiple District 2 through November 2025

|  | | Clubs | | | | | | | Membership | | | | | | | Member Strength | | Cancellation | | Reports | | | Finance | Leadership | | | |
|--|---|--------------|---------------------|-------------|--|-----------|-----------------|------------------------|---------------------------------|-------------------------------------|-----------------------------|---------|----------|--|---|----------------------------|-------------------------------|--------------------------------------|----------------------------|-------------------------------------|------------------------------|----------------------|----------------------------------|----------------------------------|--------------------------------|----------------------------------|--------------------------------|
| District Name | Status/ Number of Months in Status * | Active Clubs | Clubs in Status Quo | Total Clubs | % Status Quo Clubs in Financial Suspension | New Clubs | Cancelled Clubs | YTD Net Club Gain/Loss | Current Members In Active Clubs | Current Members In Status Quo Clubs | Current Total Members Count | YTD Add | YTD Drop | YTD NetGrowth (includes Active and Status Quo) | YTD NetGrowth% (includes Active and Status Quo) | Member Count 12 Months Ago | Average Member Count Per Club | % of Clubs with less than 20 members | Average Cancelled Club Age | Members Lost Due to Cancelled Clubs | % of Clubs Reporting Service | % No MMR in 3 Months | % No Officer Report in 12 months | % of Clubs with balance 90+ days | Number of Zone Chairs Recorded | Number of Region Chairs Recorded | District Officers Vacancies ** |
| 2 T1 | T(23) | 34 | 1 | 35 | 100% | 1 | 0 | 1 | 1208 | 1 | 1209 | 116 | 69 | 47 | 4.04% | 1,190 | 36 | 49% | 0 | 0 | 14% | 43% | 3% | 11% | 5 | 0 | |
| 2 T2 | T(24) | 30 | 3 | 33 | 100% | 0 | 0 | 0 | 880 | 58 | 938 | 38 | 73 | -35 | -3.60% | 985 | 29 | 52% | 0 | 0 | 33% | 67% | 33% | 21% | 8 | 0 | 2nd VDG |
| 2 T3 | T(24) | 31 | 6 | 37 | 100% | 2 | 0 | 2 | 636 | 75 | 711 | 100 | 50 | 50 | 7.56% | 677 | 21 | 68% | 0 | 0 | 43% | 49% | 11% | 24% | 6 | 0 | 2nd VDG |
| 2 E1 | T(24) | 35 | 6 | 41 | 100% | 0 | 0 | 0 | 798 | 91 | 889 | 34 | 31 | 3 | 0.34% | 889 | 23 | 59% | 0 | 0 | 22% | 46% | 10% | 24% | 5 | 0 | 2nd VDG |
| 2 E2 | | 50 | 3 | 53 | 100% | 1 | 0 | 1 | 1673 | 18 | 1691 | 129 | 61 | 68 | 4.19% | 1,667 | 33 | 36% | 0 | 0 | 64% | 34% | 4% | 11% | 9 | 1 | GLT |
| 2 X1 | | 66 | 6 | 72 | 100% | 2 | 1 | 1 | 2198 | 95 | 2293 | 155 | 132 | 23 | 1.01% | 2,078 | 33 | 28% | 18 | 8 | 69% | 47% | 1% | 19% | 12 | 3 | |
| 2 X2 | T(24) | 33 | 1 | 34 | 100% | 1 | 0 | 1 | 987 | 11 | 998 | 122 | 57 | 65 | 6.97% | 934 | 30 | 41% | 0 | 0 | 56% | 41% | 0% | 15% | 7 | 0 | |
| 2 X3 | | 52 | 1 | 53 | 100% | 1 | 0 | 1 | 1294 | 16 | 1310 | 102 | 93 | 9 | 0.69% | 1,351 | 25 | 60% | 0 | 0 | 43% | 36% | 13% | 13% | 5 | 2 | |
| 2 A1 | T(24) | 32 | 1 | 33 | 100% | 0 | 0 | 0 | 847 | 17 | 864 | 46 | 34 | 12 | 1.41% | 904 | 26 | 52% | 0 | 0 | 30% | 55% | 3% | 21% | 5 | 0 | |
| 2 A2 | | 56 | 4 | 60 | 100% | 0 | 0 | 0 | 1412 | 44 | 1456 | 65 | 45 | 20 | 1.39% | 1,438 | 25 | 53% | 0 | 0 | 45% | 53% | 2% | 15% | 8 | 2 | |
| 2 A3 | T(24) | 45 | 2 | 47 | 100% | 0 | 0 | 0 | 1033 | 40 | 1073 | 59 | 50 | 9 | 0.85% | 1,070 | 23 | 49% | 0 | 0 | 77% | 47% | 6% | 15% | 9 | 0 | |
| 2 S1 | | 40 | 2 | 42 | 100% | 0 | 0 | 0 | 1338 | 17 | 1355 | 55 | 48 | 7 | 0.52% | 1,391 | 33 | 50% | 0 | 0 | 26% | 57% | 0% | 33% | 0 | 0 | |
| 2 S2 | | 47 | 5 | 52 | 100% | 0 | 0 | 0 | 1386 | 66 | 1452 | 68 | 77 | -9 | -0.62% | 1,428 | 29 | 46% | 0 | 0 | 46% | 56% | 15% | 15% | 6 | 2 | GMT |
| 2 S3 | | 45 | 2 | 47 | 100% | 0 | 0 | 0 | 1691 | 16 | 1707 | 136 | 88 | 48 | 2.89% | 1,688 | 38 | 40% | 0 | 0 | 64% | 32% | 4% | 11% | 7 | 0 | |
| 2 S4 | | 66 | 5 | 71 | 100% | 4 | 1 | 3 | 2046 | 68 | 2114 | 216 | 125 | 91 | 4.50% | 2,035 | 31 | 38% | 16 | 1 | 63% | 37% | 3% | 13% | 11 | 0 | |
| 2 S5 | | 53 | 0 | 53 | 0% | 1 | 1 | 0 | 2088 | 0 | 2088 | 169 | 128 | 41 | 2.00% | 2,081 | 39 | 21% | 52 | 11 | 43% | 34% | 2% | 9% | 9 | 0 | |
| | | 715 | 48 | 763 | 100% | 13 | 3 | 10 | 21515 | 633 | 22148 | 1610 | 1161 | 449 | 2.07% | 21,806 | 31 | 45% | 29 | 20 | 49% | 45% | 6% | 17% | 112 | 10 | |




District Health Assessment for Multiple District 2 through November 2025

|  | | Clubs | | | | | | | Membership | | | | | | | Member Strength | | Cancellation | | Reports | | | Finance | Leadership | | | |
|--|---|--------------|---------------------|-------------|--|-----------|-----------------|------------------------|---------------------------------|-------------------------------------|-----------------------------|---------|----------|--|---|----------------------------|-------------------------------|--------------------------------------|----------------------------|-------------------------------------|------------------------------|----------------------|----------------------------------|----------------------------------|--------------------------------|----------------------------------|--------------------------------|
| District Name | Status/ Number of Months in Status * | Active Clubs | Clubs in Status Quo | Total Clubs | % Status Quo Clubs in Financial Suspension | New Clubs | Cancelled Clubs | YTD Net Club Gain/Loss | Current Members In Active Clubs | Current Members In Status Quo Clubs | Current Total Members Count | YTD Add | YTD Drop | NetGrowth (includes Active and Status Quo) | NetGrowth% (includes Active and Status Quo) | Member Count 12 Months Ago | Average Member Count Per Club | % of Clubs with less than 20 members | Average Cancelled Club Age | Members Lost Due to Cancelled Clubs | % of Clubs Reporting Service | % No MMR in 3 Months | % No Officer Report in 12 months | % of Clubs with balance 90+ days | Number of Zone Chairs Recorded | Number of Region Chairs Recorded | District Officers Vacancies ** |
| 3 E | T(24) | 38 | 0 | 38 | 0% | 0 | 0 | 0 | 757 | 0 | 757 | 30 | 32 | -2 | -0.26% | 820 | 20 | 55% | 0 | 0 | 29% | 61% | 0% | 5% | 8 | 0 | |
| 3 NW | T(24) | 36 | 3 | 39 | 100% | 0 | 0 | 0 | 919 | 29 | 948 | 32 | 42 | -10 | -1.04% | 971 | 26 | 49% | 0 | 0 | 28% | 54% | 18% | 15% | 6 | 0 | 1st VDG,2nd VDG |
| 3 SW | T(24) | 43 | 3 | 46 | 100% | 0 | 2 | -2 | 908 | 30 | 938 | 64 | 45 | 19 | 2.07% | 960 | 21 | 54% | 42 | 0 | 20% | 54% | 7% | 22% | 10 | 0 | 2nd VDG |
| | | 117 | 6 | 123 | 100% | 0 | 2 | -2 | 2584 | 59 | 2643 | 126 | 119 | 7 | 0.27% | 2,751 | 23 | 53% | 42 | 0 | 25% | 56% | 8% | 15% | 24 | 0 | |




District Health Assessment for Multiple District 7 through November 2025

|  | | Clubs | | | | | | | Membership | | | | | | | Member Strength | | Cancellation | | Reports | | | Finance | | Leadership | | |
|--|---|--------------|---------------------|-------------|--|-----------|-----------------|------------------------|---------------------------------|-------------------------------------|-----------------------------|---------|----------|--|---|----------------------------|-------------------------------|--------------------------------------|----------------------------|-------------------------------------|------------------------------|----------------------|----------------------------------|----------------------------------|--------------------------------|----------------------------------|--------------------------------|
| District Name | Status/ Number of Months in Status * | Active Clubs | Clubs in Status Quo | Total Clubs | % Status Quo Clubs in Financial Suspension | New Clubs | Cancelled Clubs | YTD Net Club Gain/Loss | Current Members In Active Clubs | Current Members In Status Quo Clubs | Current Total Members Count | YTD Add | YTD Drop | YTD NetGrowth (includes Active and Status Quo) | YTD NetGrowth% (includes Active and Status Quo) | Member Count 12 Months Ago | Average Member Count Per Club | % of Clubs with less than 20 members | Average Cancelled Club Age | Members Lost Due to Cancelled Clubs | % of Clubs Reporting Service | % No MMR in 3 Months | % No Officer Report in 12 months | % of Clubs with balance 90+ days | Number of Zone Chairs Recorded | Number of Region Chairs Recorded | District Officers Vacancies ** |
| 7 L | T(24) | 19 | 2 | 21 | 100% | 0 | 0 | 0 | 502 | 38 | 540 | 36 | 37 | -1 | -0.18% | 543 | 26 | 43% | 0 | 0 | 19% | 38% | 5% | 19% | 0 | 0 | 1st VDG,2nd VDG,GLT,GMT ,GST |
| 7 I | T(24) | 28 | 2 | 30 | 100% | 0 | 0 | 0 | 545 | 22 | 567 | 24 | 31 | -7 | -1.22% | 583 | 19 | 67% | 0 | 0 | 33% | 47% | 3% | 10% | 7 | 0 | 2nd VDG |
| 7 O | T(24) | 18 | 1 | 19 | 100% | 0 | 0 | 0 | 413 | 12 | 425 | 15 | 20 | -5 | -1.16% | 443 | 23 | 63% | 0 | 0 | 5% | 74% | 21% | 21% | 2 | 0 | 1st VDG,2nd VDG,GLT,GMT ,GST |
| 7 N | T(24) | 18 | 0 | 18 | 0% | 0 | 0 | 0 | 372 | 0 | 372 | 27 | 13 | 14 | 3.91% | 373 | 21 | 56% | 0 | 0 | 17% | 67% | 50% | 22% | 1 | 0 | |
| | | 83 | 5 | 88 | 100% | 0 | 0 | 0 | 1832 | 72 | 1904 | 102 | 101 | 1 | 0.05% | 1,942 | 23 | 58% | 0 | 0 | 20% | 55% | 17% | 17% | 10 | 0 | |




District Health Assessment for Multiple District 8 through November 2025

|  | | Clubs | | | | | | | Membership | | | | | | | Member Strength | | Cancellation | | Reports | | | Finance | Leadership | | | |
|--|---|--------------|---------------------|-------------|--|-----------|-----------------|------------------------|---------------------------------|-------------------------------------|-----------------------------|---------|----------|--|---|----------------------------|-------------------------------|--------------------------------------|----------------------------|-------------------------------------|------------------------------|----------------------|----------------------------------|----------------------------------|--------------------------------|----------------------------------|--------------------------------|
| District Name | Status/ Number of Months in Status * | Active Clubs | Clubs in Status Quo | Total Clubs | % Status Quo Clubs in Financial Suspension | New Clubs | Cancelled Clubs | YTD Net Club Gain/Loss | Current Members In Active Clubs | Current Members In Status Quo Clubs | Current Total Members Count | YTD Add | YTD Drop | YTD NetGrowth (includes Active and Status Quo) | YTD NetGrowth% (includes Active and Status Quo) | Member Count 12 Months Ago | Average Member Count Per Club | % of Clubs with less than 20 members | Average Cancelled Club Age | Members Lost Due to Cancelled Clubs | % of Clubs Reporting Service | % No MMR in 3 Months | % No Officer Report in 12 months | % of Clubs with balance 90+ days | Number of Zone Chairs Recorded | Number of Region Chairs Recorded | District Officers Vacancies ** |
| 8 L | T(24) | 21 | 0 | 21 | 0% | 1 | 0 | 1 | 703 | 0 | 703 | 136 | 28 | 108 | 18.15% | 637 | 33 | 52% | 0 | 0 | 29% | 43% | 0% | 10% | 5 | 3 | |
| 8 I | T(24) | 21 | 0 | 21 | 0% | 0 | 0 | 0 | 440 | 0 | 440 | 17 | 13 | 4 | 0.92% | 440 | 21 | 62% | 0 | 0 | 14% | 48% | 0% | 0% | 4 | 0 | 2nd VDG |
| 8 O | T(24) | 19 | 0 | 19 | 0% | 0 | 0 | 0 | 542 | 0 | 542 | 23 | 34 | -11 | -1.99% | 533 | 29 | 16% | 0 | 0 | 26% | 53% | 0% | 11% | 0 | 0 | 1st VDG |
| 8 N | T(24) | 29 | 0 | 29 | 0% | 0 | 0 | 0 | 773 | 0 | 773 | 25 | 36 | -11 | -1.40% | 787 | 27 | 38% | 0 | 0 | 45% | 59% | 0% | 14% | 6 | 2 | |
| 8 S | T(24) | 32 | 3 | 35 | 100% | 1 | 0 | 1 | 1001 | 57 | 1058 | 107 | 47 | 60 | 6.01% | 1,050 | 31 | 37% | 0 | 0 | 51% | 46% | 17% | 9% | 4 | 0 | |
| | | 122 | 3 | 125 | 100% | 2 | 0 | 2 | 3459 | 57 | 3516 | 308 | 158 | 150 | 4.46% | 3,447 | 29 | 41% | 0 | 0 | 36% | 50% | 5% | 9% | 19 | 5 | |



District Health Assessment for Multiple District 26 through November 2025

|  | | Clubs | | | | | | | Membership | | | | | | | Member Strength | | Cancellation | | Reports | | | Finance | Leadership | | | |
|--|---|--------------|---------------------|-------------|--|-----------|-----------------|------------------------|---------------------------------|-------------------------------------|-----------------------------|---------|----------|--|---|----------------------------|-------------------------------|--------------------------------------|----------------------------|-------------------------------------|------------------------------|----------------------|----------------------------------|----------------------------------|--------------------------------|----------------------------------|--------------------------------|
| District Name | Status/ Number of Months in Status * | Active Clubs | Clubs in Status Quo | Total Clubs | % Status Quo Clubs in Financial Suspension | New Clubs | Cancelled Clubs | YTD Net Club Gain/Loss | Current Members In Active Clubs | Current Members In Status Quo Clubs | Current Total Members Count | YTD Add | YTD Drop | YTD NetGrowth (includes Active and Status Quo) | YTD NetGrowth% (includes Active and Status Quo) | Member Count 12 Months Ago | Average Member Count Per Club | % of Clubs with less than 20 members | Average Cancelled Club Age | Members Lost Due to Cancelled Clubs | % of Clubs Reporting Service | % No MMR in 3 Months | % No Officer Report in 12 months | % of Clubs with balance 90+ days | Number of Zone Chairs Recorded | Number of Region Chairs Recorded | District Officers Vacancies ** |
| 26 M1 | T(24) | 32 | 1 | 33 | 100% | 0 | 1 | -1 | 882 | 11 | 893 | 90 | 50 | 40 | 4.69% | 941 | 28 | 45% | 69 | 0 | 18% | 55% | 0% | 3% | 1 | 0 | 1st VDG |
| 26 M2 | T(24) | 37 | 0 | 37 | 0% | 0 | 0 | 0 | 1097 | 0 | 1097 | 43 | 47 | -4 | -0.36% | 1,101 | 30 | 43% | 0 | 0 | 46% | 46% | 5% | 19% | 7 | 0 | 1st VDG |
| 26 M3 | T(24) | 42 | 5 | 47 | 100% | 0 | 0 | 0 | 895 | 84 | 979 | 22 | 41 | -19 | -1.90% | 1,012 | 21 | 64% | 0 | 0 | 23% | 77% | 28% | 23% | 0 | 0 | 2nd VDG, GLT, GMT ,GST |
| 26 M4 | T(24) | 47 | 1 | 48 | 100% | 0 | 0 | 0 | 962 | 0 | 962 | 29 | 36 | -7 | -0.72% | 982 | 20 | 56% | 0 | 0 | 23% | 52% | 8% | 15% | 4 | 0 | |
| 26 M5 | T(24) | 35 | 3 | 38 | 100% | 0 | 0 | 0 | 823 | 28 | 851 | 51 | 50 | 1 | 0.12% | 864 | 24 | 55% | 0 | 0 | 82% | 47% | 5% | 16% | 4 | 0 | |
| 26 M6 | T(24) | 35 | 1 | 36 | 100% | 0 | 0 | 0 | 777 | 14 | 791 | 26 | 32 | -6 | -0.75% | 820 | 22 | 50% | 0 | 0 | 44% | 53% | 3% | 8% | 6 | 0 | |
| 26 M7 | T(24) | 30 | 0 | 30 | 0% | 0 | 0 | 0 | 1151 | 0 | 1151 | 107 | 61 | 46 | 4.16% | 1,098 | 38 | 33% | 0 | 0 | 33% | 40% | 0% | 10% | 2 | 0 | |
| | | 258 | 11 | 269 | 100% | 0 | 1 | -1 | 6587 | 137 | 6724 | 368 | 317 | 51 | 0.76% | 6,818 | 26 | 51% | 69 | 0 | 38% | 54% | 8% | 14% | 24 | 0 | |

* - District Status: P - Provisional, T - Transitional.
** - District Officers Vacancies: DG - District Governor, 1st VDG - First Vice District Governor, 2nd VDG - Second Vice District Governor.